

Chapter 3A: Finnage Characteristics - Traditional Plakat




Figure 3A.1 2D representation of the 3D model of the ideal traditional plakat (created by Stefan George Psarakos).

1. General appearance

1.1 Condition

As in all other show betta (see **Chapter 3**).

1.2 Department

As in all other show betta (see **Chapter 3**).

1.3 Overall balance

The ideal traditional plakat has an asymmetrical appearance which is caused by the length and shape of the anal fin and the breadth, length and shape of the ventral fins and dorsal fin (see **Figure 3A.2**).

The contour of the ideal symmetrical shortfinned betta can be captured by an oval of which the width is approximately 1.5-times the height (see **Chapter 3C**). In contrast to the symmetrical shortfinned betta, the upper part of the ideal traditional plakat approximately fits this oval but the asymmetrical lower part does not follow these contours and both the anal fin and the ventral fins clearly extend beyond the bottom edge of the caudal fin.

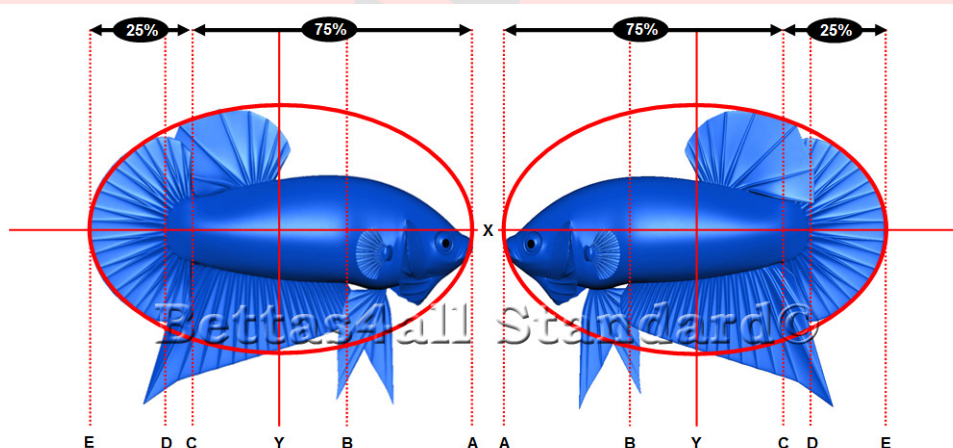


Figure 3A.2 The upper part of the ideal traditional plakat approximately fits the ideal symmetrical oval but the asymmetrical lower part does not follow these contours. The horizontal (X) and vertical (Y) midline as well as vertical lines A-E are used to describe the proportions of the ideal traditional plakat.

The vertical line that runs through the point on the body where the outer rays of the caudal fin are attached (C), divides the total length of the traditional plakat (A-E) into two parts, A-C and C-E, with a ~70/30 distribution respectively (see **Figure 3A.2**).

An important point with respect to overall balance is the fact that the finnage has to be in proportion with the body. The width of the anal fin (B-C) is used as an important marker to indicate the desired proportions (see **Figure 3A.3**). In the ideal situation the length of the rays in the middle of the caudal fin, which extend from the peduncle (D) to the outer rim (E), are equal to ~1/2 of width of the anal fin (B-C). In case of a spade shaped caudal, the central rays are slightly longer. When an imaginary vertical midline would be drawn, the vertical length of the dorsal and anal fin from the body to the outer

rim is again equal to 1/2 of the width of the anal fin. The length of the longest ray in the posterior part of the anal fin is equal to the width of the anal fin. The length of the ventral fins from the point where they are attached to the body to the tip is equal to 3/4 of the width of the anal fin (B-C).

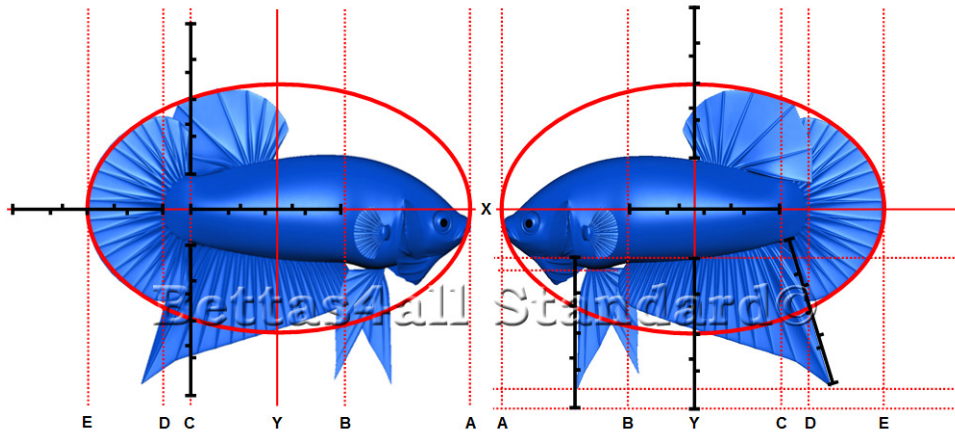


Figure 3A.3 The width of the anal fin (B-C) is an important marker to demonstrate proportion.

2. Body

2.1 Form & dimension

As in all other show betta (see **Chapter 3** and **Figure 3A.4**).

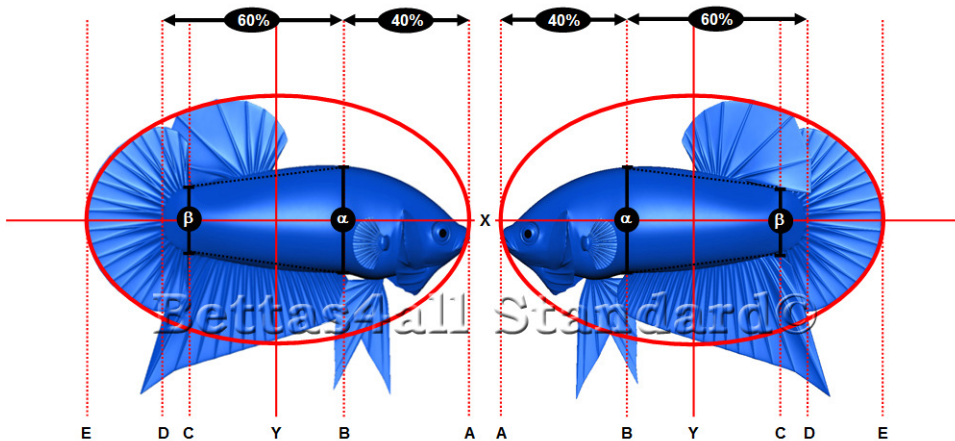


Figure 3B.4 Ideal body shape form & dimension of the traditional plakat.

2.2. Scalation

As in all other show betta (see **Chapter 3**).

3. Finnage

3.1 Caudal fin

The form of the caudal fin of the traditional plakat can be either rounded or slightly spade-shaped (see **Figure 3A.5, left**). In the case of the spade-shaped form the point is situated in the middle of the caudal. The caudal fin has a symmetrical appearance which means that it could be divided into two equal parts which are mirror-images of each other across a horizontal midline (X). The ideal caudal fin has a 180-degree spread with uniformly rounded edges. A spread of more than 180-degrees is not preferred over a 180-degree spread. The caudal fin has 12-13 primary rays which extend from the peduncle with primary (2-ray) branching. The branching of the rays should be evenly distributed throughout the caudal fin. The webbing of the caudal fin has a smooth overall appearance without any overlapping/folding parts due to excessive branching and/or webbing.

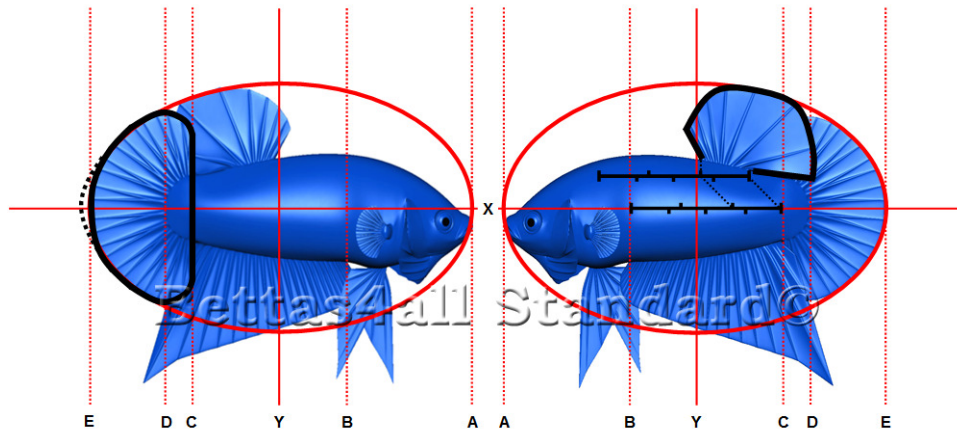


Figure 3A.5 Ideal form of the caudal fin (left) and dorsal fin (right) of the traditional plakat.

3.2 Dorsal fin

The dorsal fin of the traditional plakat may have a uniformly rounded appearance or come to a slight point towards the back (see **Figure 3A.5, right**). Ideally the base of the dorsal fin should be equal to 1/3 of the width of the anal fin (B-C) with 8 to 10 rays which do not show any branching. The rays in the back of the dorsal fin match those of the caudal fin but the length of the rays slightly declines towards the front. The rays in the front of the dorsal must be slightly directed forward, and the back of the dorsal fin overlaps the upper part of the caudal. Overlap of the back of the dorsal fin with the body is not desirable. The webbing of the dorsal fin has a smooth overall appearance without any overlapping/folding parts due to excessive branching and/or webbing.

3.3 Anal fin

The anal fin of the traditional plakat is trapezoid shaped and starts at the thickest point of the body (B) (see **Figure 3A.6, right**). The longest ray of the anal fin clearly extends below the bottom edge of the caudal fin with a clear pointed tip. The length of the rays gradually declines towards the front. During flaring the front of the anal is directed forward and the back overlaps the lower part of the caudal. The rays in the anal fin do not show any branching. The webbing of the anal fin has a smooth overall appearance without any overlapping/folding parts due to excessive branching and/or webbing.

3.4 Ventral fins

The form of the ventral fins of a traditional plakat is as in all other show betta (see **Chapter 3**). Additionally, the ventrals of the traditional plakat should be long and slender and not too voluminous (see **Figure 3A.6, left**).

3.5 Pectoral fins

As in all other show betta (see **Chapter 3 and Figure 3A.6, right**). The pectoral fins of the traditional plakat are delta-shaped with primary (2-ray) branching.

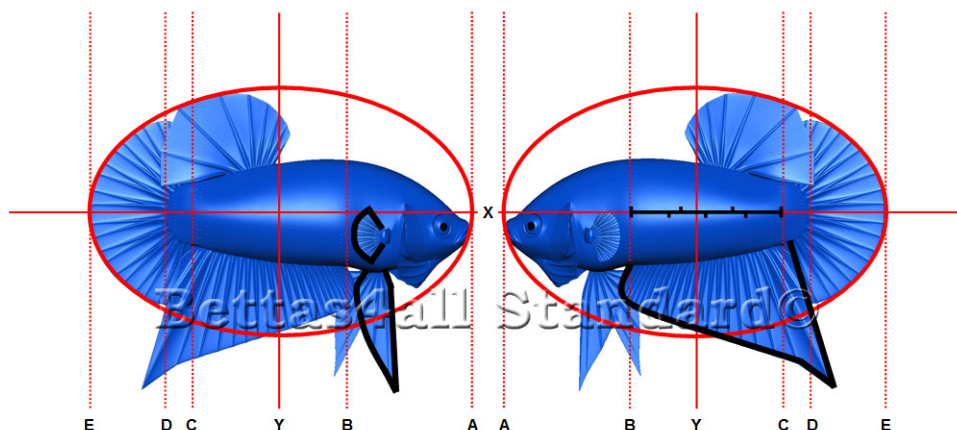


Figure 3A.6 Ideal form of the ventral & pectoral fins (left) and anal fin (right) of the traditional plakat.



Figure 3A.7 Example of traditional plakot males.

(A) was bred by Liviu Mocanu (Rumania) (B) was bred by Somkit Shuptawee (MrBetta; Thailand) and (C) was bred by Dong (Thailand)

Please note that these fish are an example and still exhibit points requiring improvement.