

**Chapter 3C: Finnage Characteristics - Symmetrical Halfmoon Plakat**

Figure 3C.1 2D representation of the 3D model of the ideal symmetrical halfmoon plakat (created by Stefan George Psarakos).

**1. General appearance****1.1 Condition**

As in all other show betta (see **Chapter 3**).

**1.2 Deportment**

As in all other show betta (see **Chapter 3**).

**1.3 Overall balance**

As the name indicates, the ideal symmetrical halfmoon plakat has a symmetrical appearance which can be demonstrated by a horizontal midline which shows that the upper and lower part of the fish nearly form a mirror-image (see **Figure 3C.2**). The contour of the ideal symmetrical halfmoon plakat fits an oval of which the width is approximately 1.5-times the height. The outer rim of the unpaired fins follows the contours of the oval in a smooth way without any irregularities. Ideally the anal fin and dorsal fin should not extend beyond the bottom edge and upper edge of the caudal fin, respectively.

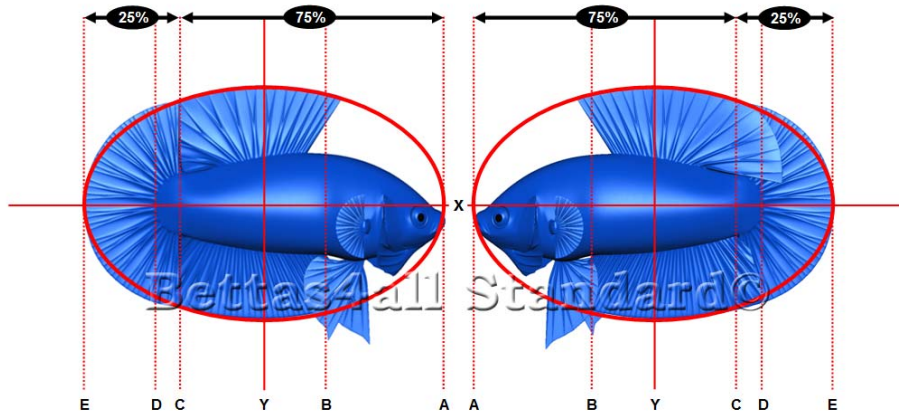


Figure 3C.2 The contour of the ideal symmetrical halfmoon plakat fits an oval. The horizontal (X) and vertical (Y) midlines as well as vertical lines A-E are used to describe the proportions of the ideal symmetrical halfmoon plakat.

The vertical line which runs through the point on the body where the outer rays of the caudal fin are attached (C), divides the total length of the symmetrical halfmoon plakat (A-E) into two parts, A-C and C-E, with a ~75/25 distribution respectively (see **Figure 3C.2**).

An important point with respect to overall balance is that the finnage must be in proportion with the body. The width of the anal fin (B-C) is used as an important marker to indicate the desired proportions (see **Figure 3C.3**). In the ideal situation the length of the rays of the caudal fin, which extend from the peduncle (D) to the outer rim (E), are equal to 1/2 of the width of the anal fin (B-C). When an imaginary vertical midline would be drawn, the vertical length of the dorsal and anal fin from the body to the outer rim is again equal to 1/2 of the width of the anal fin. The length of the ventral fins from the point where they are attached to the body to the tip is equal to 1/2 to 2/3 of the width of the anal fin (B-C).

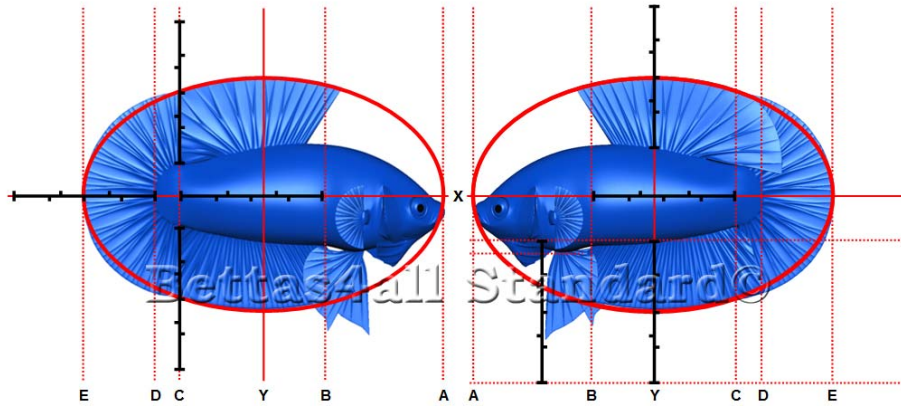


Figure 3C.3 The width of the anal fin (B-C) is an important marker to demonstrate proportion.

## 2. Body

### 2.1 Form & dimension

As in all other show betta (see **Chapter 3** and **Figure 3C.4**).

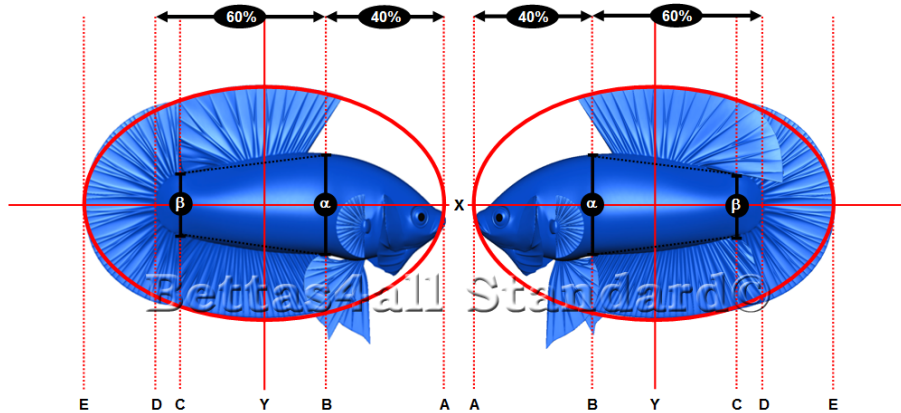


Figure 3C.4 Ideal body shape form & dimension of the symmetrical halfmoon plakat.

### 2.2. Scalation

As in all other show betta (see **Chapter 3**).

## 3. Finnacle

### 3.1 Caudal fin

The form of the caudal fin of the symmetrical halfmoon plakat can be compared with a the shape of a capital letter “D” (see **Figure 3C.5, left**). The caudal fin has a symmetrical appearance which means that it could be divided into two equal parts which are a mirror-images of each other across a horizontal midline (X). The ideal caudal fin has a 180-degree spread, straight rays and sharp corners. A spread of more than 180-degrees is not preferred over a 180-degree spread. The caudal fin has 12-13 primary rays which extend from the peduncle and ideally the branching of the rays can range from secondary (4-ray) to tertiary (8-ray) branching. The branching of the rays should be evenly distributed throughout the caudal fin. The webbing of the caudal fin has a smooth appearance without any overlapping/folding parts due to excessive branching and/or webbing.

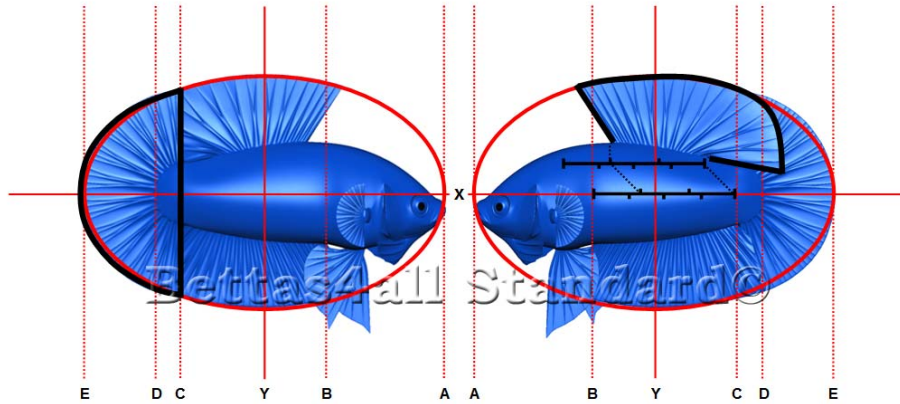


Figure 3C.5 Ideal form of the caudal fin (left) and dorsal fin (right) of the symmetrical halfmoon plakot.

### 3.2 Dorsal fin

The dorsal fin of the symmetrical halfmoon plakot snaps open like a fan and has the shape of a modified scalene trapezoid (see **Figure 3C.5, right**). The volume and the capacity of the dorsal fin to open up like a fan is achieved by an increase in branching of the rays (mostly secondary or tertiary branching) and possibly a slight increase of rays (ranging from 12 to 14 rays). Ideally the base of the dorsal fin should be equal to  $\frac{2}{3}$  of the width of the anal fin (B-C). The rays in the front of the dorsal fin must be slightly directed forward, and the back of the dorsal fin overlaps the upper part of the caudal. Overlap of the back of the dorsal fin with the body is not desirable. The webbing of the dorsal fin has a smooth appearance without any overlapping/folding parts due to excessive branching and/or webbing.

### 3.3 Anal fin

The anal fin of the symmetrical halfmoon plakot starts at the thickest point of the body (B) and has the shape of a modified scalene trapezium (see **Figure 3C.6, right**). The anal fin runs approximately parallel to the body. The length of the rays in the back of the anal fin match those of the caudal fin but the length of the rays slightly declines towards the front. During flaring the front of the anal is directed forward and the back overlaps the lower part of the caudal. The volume and the capacity of the anal fin to open up during flaring is achieved by a moderate branching of the fin-rays (mainly primary raysplitting although secondary raysplitting sometimes also can be observed). The webbing of the anal fin has a smooth appearance without any overlapping/folding parts due to excessive branching and/or webbing.

### 3.4 Ventral fins

The form of the ventrals fins of a symmetrical show plakot is as in all other show betta (see **Chapter 3**). Additionally, the ventrals of the symmetrical show plakot should have a full volume (see **Figure 3C.6, left**).

### 3.5 Pectoral fins

As in all other show betta (see **Chapter 3 and Figure 3C.6, right**). The pectoral fins of the symmetrical halfmoon plakot are D-shaped with primary (2-ray) branching.

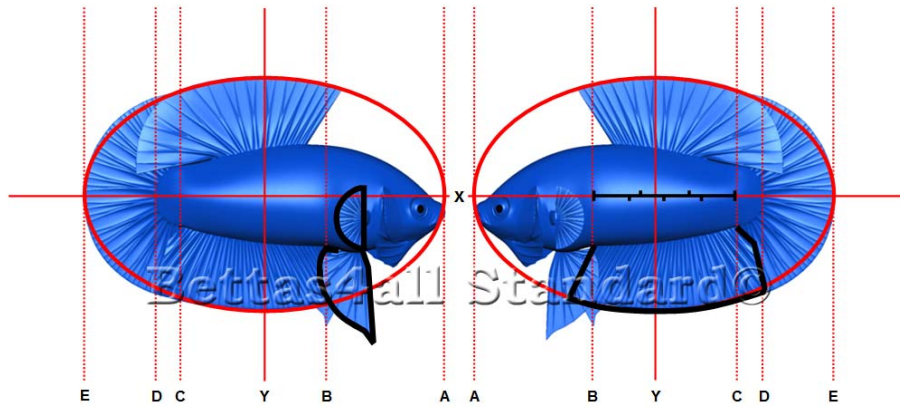


Figure 3C.6 Ideal form of the ventral & pectoral fins (left) and anal fin (right) of the symmetrical halfmoon plakot.



Figure 3C.7 Examples of symmetrical halfmoon plakot males.

(A) was bred by David Bastiaensen (Belgium), (B) was bred by Jit Sin (Malaysia) and (C) was bred by Morris Gabriel (Singapore)

Please note that these fish are examples and still exhibit points requiring improvement.